



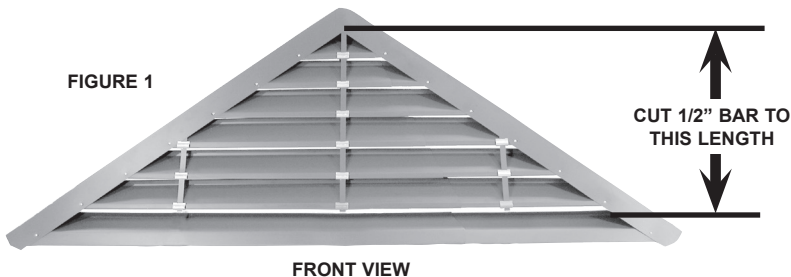
Gable Louver 900 Series Vari-Pitch

CONTENTS:

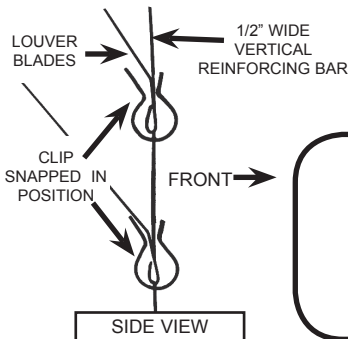

- ONE VARI PITCH LOUVER
- ONE LONG REINFORCING BAR

- TWO SHORT REINFORCING BARS
- CLIP FOR ATTACHING BARS
- ONE 8 X 8 MESH SCREEN

Note: Vertical reinforcing bars and clips are only included and needed on models 907 through 911.



- Fasten aluminum insect screen to inside of rough opening. Set the louver at the desired pitch.
- Place long reinforcing bar under top center of mounting flange. Cut off reinforcing bar where it meets top of bottom mounting flange.
- Using clips provided, attach reinforcing bar to louver blades on front of louver as shown in figure 2. Place the two shorter bars as shown in figure 1, using the same procedures as with the long bar.



LOMANCO
VENTS

P.O. Box 519 • 2101 West Main

Jacksonville, AR 72076

800-643-5596 Fax: 501-982-1258

www.lomanco.com